



- Installation and wiring of luminaire must be in accordance with all applicable local codes.
- Installation, inspection, and maintenance of luminaires should be performed by a qualified electrician.
- DO NOT make or alter any open holes in the luminaire. Do not modify the luminaire.
- DO NOT install damaged product.
- Make sure electrical power is OFF before and during installation and maintenance.
- Make sure the equipment is properly grounded.
- Make sure the supply voltage is same as the rated fixture voltage.



Safety notes:
Installation should be performed only by
qualified electrician .

- Make sure no voltage while installation .
- Connect cable wires according to wire labeling.
- Max current should not exceed 16A in one power feed in circuit.



LED linear lighting System composition

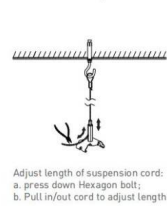
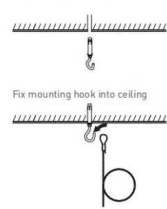
Terminal module:

Terminal module can be independently installed as
a single unit, it also can be connected at end of one
linear light row.

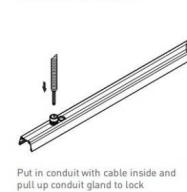
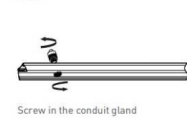



Step 1 Mounting Suspension

Drill a hole on ceiling



Step 2 Connecting Power Supply



Step 3 Mounting Luminaire

